



2001-2002

Fact Book



CALHOUN
COMMUNITY
COLLEGE

2001 - 2002

FACT BOOK

Calhoun Community College

FOREWARD

The Office of Institutional Research presents the 2001-2002 Fact Book of Calhoun Community College as a resource for statistical information concerning the college.

The FACT BOOK is now on the World Wide Web and may be viewed at <http://www.calhoun.edu/factbook>.

Dr. Richard Carpenter
President

Dr. Carol Chenault
Director of Institutional Research

Ms. Marilyn Radford
Data Analyst

Ms. Beth Butler
Graphic Designer

**CALHOUN COMMUNITY COLLEGE
2001 – 2002 FACT BOOK**

Calhoun Community College
is accredited by
the Commission on Colleges of the
Southern Association of Colleges and Schools
(1866 Southern Lane, Decatur, Georgia 30033-4097:
telephone number 404-679-4501)
to award Associate Degrees and Certificates.

Member of
American Association of Community Colleges
Alabama College System

It is the official policy of the Alabama State Department of Education, including Postsecondary Institutions under the control of the State Board of Education, that no person in Alabama shall, on the grounds of race, color, disability, sex, religion, creed, national origin, or age, be excluded from participation in, be denied the benefits of, or be subjected to discrimination under any program, activity, or employment.

TABLE OF CONTENTS

Mission Statement	vi
Building a Foundation for the Future	vii
Other Accreditations	x
Services for Students.....	xi
Calhoun Community College Service Area (Map)	xii
Student Data	
Fact Book Data Summary 1998-2001	1
Student Headcount by Location 1998-2001	2
Student Enrollment by Academic Year – Fall 1998 – Fall 2001	3
Full-Time Equivalent - Fall 1998 – Fall 2001	4
Full-Time, Part-Time and Non-Credit Enrollment – Fall 1998 – Fall 2001	5
Location As Percent of Total Enrollment – Fall Semester 2001	6
Male/Female Headcount – Fall 1998 - Fall 2001	7
Student Headcount by Ethnic Background – Fall 1998 – Fall 2001	8
Student Headcount/Percent of Enrollment by Age – Fall Semester 1998 – Fall Semester 2001	9
Student Headcount/Percent of Enrollment by Age – Fall Semester 2001	10
Credit Hour Production by Site by Academic Year – Fall Semester 1998 – Fall Semester 2001	11
Credit Hour Production by Site – Fall Semester 1998 – Fall Semester 2001	12
Percent of Graduates by Academic Discipline 2000 – 2001	13
Personnel Data	
Personnel Data – Fall 2001	14
Faculty and Staff by Gender and Ethnicity – Fall 2001	15
Personnel by Position – Fall 2001	16
Personnel by Gender – Fall 2001	17
Personnel by Ethnicity – Fall 2001	18
Financial Data	
Revenue by Source Fiscal Years 1998- 2001	19
Revenue Increase/Decrease by Source – Fiscal Years 1999 – 2000	20
Revenue Percent by Source – Fiscal Year 2000	21

External Funding Data

Calhoun Community College Foundation Revenue/Expenditures 1990-2001	22
Calhoun Community College Foundation Revenue 2000 – 2001	23
Calhoun Community College Foundation Expenditures 2000 – 2001	24

CALHOUN COMMUNITY COLLEGE

Mission Statement

Calhoun Community College,
a public comprehensive community college
in north central Alabama,
seeks to ensure the success of its students and clients
through providing accessible, quality educational opportunities,
encouraging community involvement that provides sound resource development,
promoting community and economic development,
encouraging dynamic organizational growth and involvement,
and enhancing the quality of life for those it serves.

CALHOUN COMMUNITY COLLEGE

Building a Foundation for the Future

For over 50 years, Calhoun Community College has been involved in building an educational foundation for the residents of north Alabama. This on-going growth process has positioned Calhoun to become one of the premier two-year colleges in the southeast.

Innovative partnerships with businesses and the private sector have allowed Calhoun to become an active participant in economic and workforce development in the state. As a result of Calhoun's commitment to excellence and innovation in education, its students have achieved outstanding academic and personal success. Calhoun's ability to utilize its expertise in designing and implementing 21st century technology and state-of-the-art equipment in its curriculum has helped to prepare both recent high school graduates and life-long learners for today's rapidly changing workforce.

- With over 8400 students, Calhoun is the largest of the state's two-year colleges.
- The College completed Phase I of its \$40 million Aerospace and Advanced Technology Park in 2000. The Aerospace Training center, a 38,000 square foot, \$28 million building, is the site of the Aerospace Technology program and The Boeing Company's training facility. Phase II will be completed in Spring 2002. This \$4.5 million renovation/construction project will house electronics, semi-conductors, SMT, hydraulics, robotics and pneumatic system programs. Phase III will take approximately 14-16 months to complete, and construction is scheduled to begin in the fourth quarter of 2002. The Advanced Manufacturing/Information Technology Center will support information functions in business and industry, computer system applications, networking technologies, and a special focus on visualization technologies such as computer aided design (CAD), computer graphics, virtual reality, 3-D modeling, simulation and animation.
- \$5.5 million in grants was awarded to the college during the 2001 fiscal year.
- Calhoun Community College is the only two-year college in the country to have a secondary site located in a research park. The Huntsville/Cummings Research Park site represents the largest gift ever received by the College. Calhoun obtained the \$5 million property through a gift/purchase arrangement with the Chrysler Corporation. Chrysler donated \$2.5 million, with the College paying the difference through a bond issue.
- Calhoun has the only certificate program in Polysomnography Technology in Alabama. Offered in partnership with Huntsville Hospital, this program deals with the treatment of sleep disorders.
- The Fall 2000 semester saw the first students admitted to the new Aerospace Technology Associate's Degree program. The program prepares students for employment in aerospace and related industries through classroom and laboratory instruction on state-of-the-art equipment.

- The Calhoun Community College Child Development Center/Learning Lab became the only two-year college in the state to be awarded national accreditation by the National Association for the Education of Young Children. The prestigious three-year accreditation is received by only about 7% of early childhood programs nationwide.
- Calhoun became the first authorized ACT testing center in the southeast. The center utilizes a network of computerized testing and training programs to boost the skills of employees of many local companies and to provide training and education to the local workforce.
- Calhoun was named a “College of Promise” through the America’s Promise – The Alliance for Youth Initiative, the first two-year college in the state to receive this distinction.
- Graduates of the RN and LPN programs at Calhoun continue to achieve above the national average on their National Council Licensure Examinations.
- Since its inception in 1993, the Calhoun BACCHUS club has been recognized consistently on a national level for its efforts toward the eradication of drug and alcohol abuse among teenagers and young adults.
- In December 2000, the Alabama Commission on Higher Education (ACHE) and the Alabama State Board of Education granted approval for Calhoun’s new Paramedic Certificate program in Emergency Medical Services. The new Paramedic program is a natural fit for Calhoun because of the College’s successful track record in preparing students for the EMT state licensure exam. Calhoun graduates have consistently exceeded both the state and national averages on passage of those exams. Passage rates from the most recent exam: Basic EMS (national 68%); (state 62%); **CALHOUN 85%**. Intermediate EMS: (national 63%); (state 65%); **CALHOUN 95%**. Paramedic: (national 65%); (state 50%); **CALHOUN 80%**.
- The College’s Dual Enrollment program has expanded to include 15 high in the College’s service area.
- The College began using web registration during the Summer 2001 semester.
- The College was awarded the 2000 Ray Ehrensberger College of the Year Award presented jointly by the Commission on Military Education and Training and the Council of College and Military Educators. The College’s academic program at Redstone Arsenal was singled out for having served “on the cutting edge in blending military workplace learning with a college degree program for soldiers.” Senior academic advisor, Clinton L. Anderson, and Servicemembers Opportunity Colleges director, Steve Kime recognized Calhoun for its active outreach to soldiers that is indicative of the college’s broader dedication to adult learners in general wherever they may be located.
- Calhoun has been awarded Engelhard Corporation’s “Blue Sky” award, which is presented to agencies/organizations for their commitment to quality service and whose services greatly benefit the community, and make it a better place to live and work.
- The College’s Public Relations Department has consistently been recognized on the local, state, and national levels for its outstanding public relations and marketing initiatives, winning over 100 awards in the last 10 years. In 2001, the National Council on Marketing and Public Relations awarded the department with the national First Place Medallion Award for the College’s website.

Calhoun Community College can boast of having an unprecedented six students recognized as the top two-year college students in the entire county. Todd Fentress, 1989, was the only student in the entire country to be named the National Student Scholar. In 1991, Kelly Cain was an Academic All-American First Team member. Sharon Owens was named to the Academic All-American Second Team in 1992. 1993 saw Cynthia Holden named to the Academic All-American First Team; the 1998 Academic All-American First Team member was Mary Tate; Joseph "Chad" Kelsoe was named to the USA Today's 2001 Academic All-USA Community and Junior College Second Team.

- Calhoun's Sigma Lambda chapter of Phi Theta Kappa (PTK) has been internationally recognized as one of Phi Theta Kappa's top chapters, receiving a "Top 25 Chapter in Service" for excellence in programs and projects that promote the Phi Theta Kappa Hallmarks of scholarship, leadership, service and fellowship.

CALHOUN COMMUNITY COLLEGE

OTHER ACCREDITATIONS

Alabama Board of Nursing

Alabama Department of Public Health
Emergency Medical Services Division

American Dental Association

American Design Drafting Association

National Association for the Education of Young Children

National League of Nursing

CALHOUN COMMUNITY COLLEGE

SERVICES FOR STUDENTS

Developmental Studies

Academic/Career Counseling

Job Placement

Services for Individuals with Disabilities

Services for Minority Students

Veterans' Services

Financial Aid Counseling and Services

Student Activities

Honors Program

Orientation to College

On campus day care

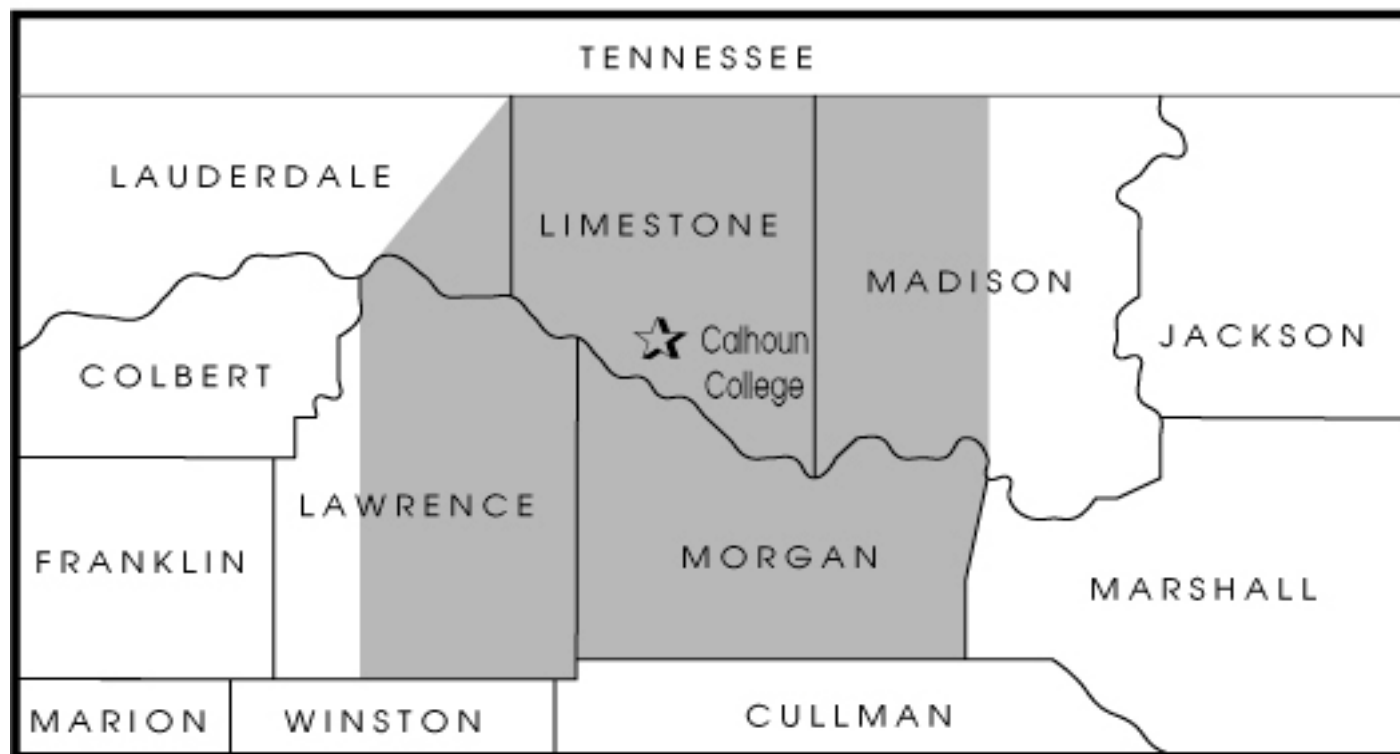
Typical tuition and fees for an academic year (30 credit hours)

\$1950 In State

(based on \$60 per credit hour, plus fees)

\$3900 Out of State

CALHOUN COMMUNITY COLLEGE SERVICE AREA



FACT BOOK DATA SUMMARY

FALL 1998 - FALL 2001

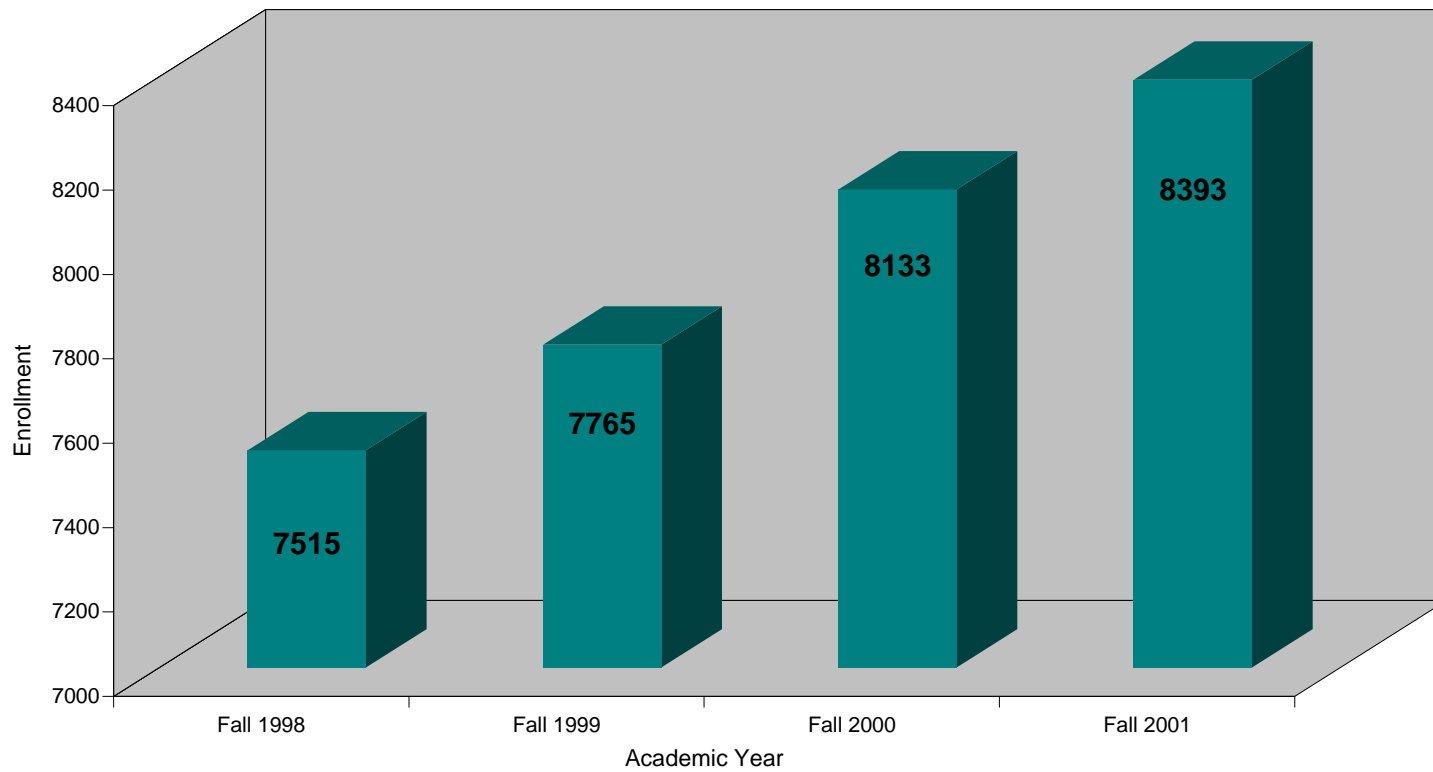
	Fall 1998	Fall 1999	Fall 2000	Fall 2001
Student Headcount	7515	7765	8133	8393
Credit Hours	64685	66889	67752	72533
FTE	4542	4672	4783	5435
Full-time Students	2946	2998	2944	3185
Part-time Students	4219	4407	4759	4985
Non-credit Students	350	360	430	223
Total	7515	7765	8133	8393
Male Students	3361	3432	3675	3622
Female Students	4154	4333	4458	4711
Total	7515	7765	8133	8393
African American	1504	1578	1610	1693
Asian	119	115	136	141
Caucasian	5381	5561	5811	6082
Hispanic	106	108	109	119
Native American	257	253	268	257
Other/Unknown	148	150	199	101
Total	7515	7765	8133	8393

STUDENT HEADCOUNT BY LOCATION FALL 1998 - FALL 2001

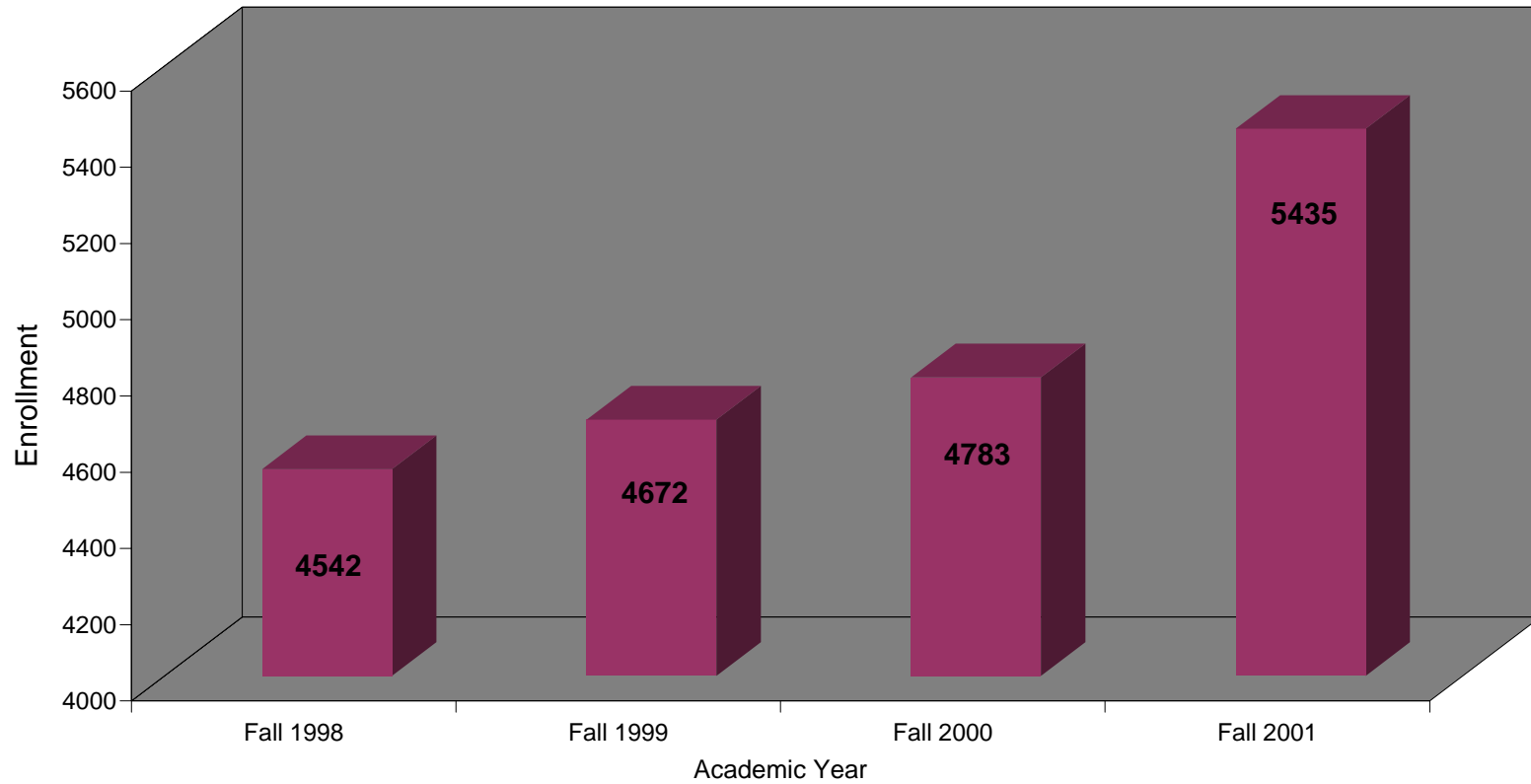
	Headcount			
	Fall 1998	Fall 1999	Fall 2000	Fall 2001
Decatur Campus	4162	4252	4572	4834
Huntsville Sites (Huntsville/Cummings Research Park and Redstone Arsenal)	2771	2796	2999	3223
Limestone Correctional Facility	349	343	443	407
Total	7282	7391	8014	8464

	Percent			
Decatur Campus	57.2%	57.5%	57.1%	57.1%
Huntsville Sites (Huntsville/Cummings Research Park and Redstone Arsenal)	38.1%	37.8%	37.4%	38.1%
Limestone Correctional Facility	4.8%	4.6%	5.5%	4.8%
	100%	100%	100%	100%

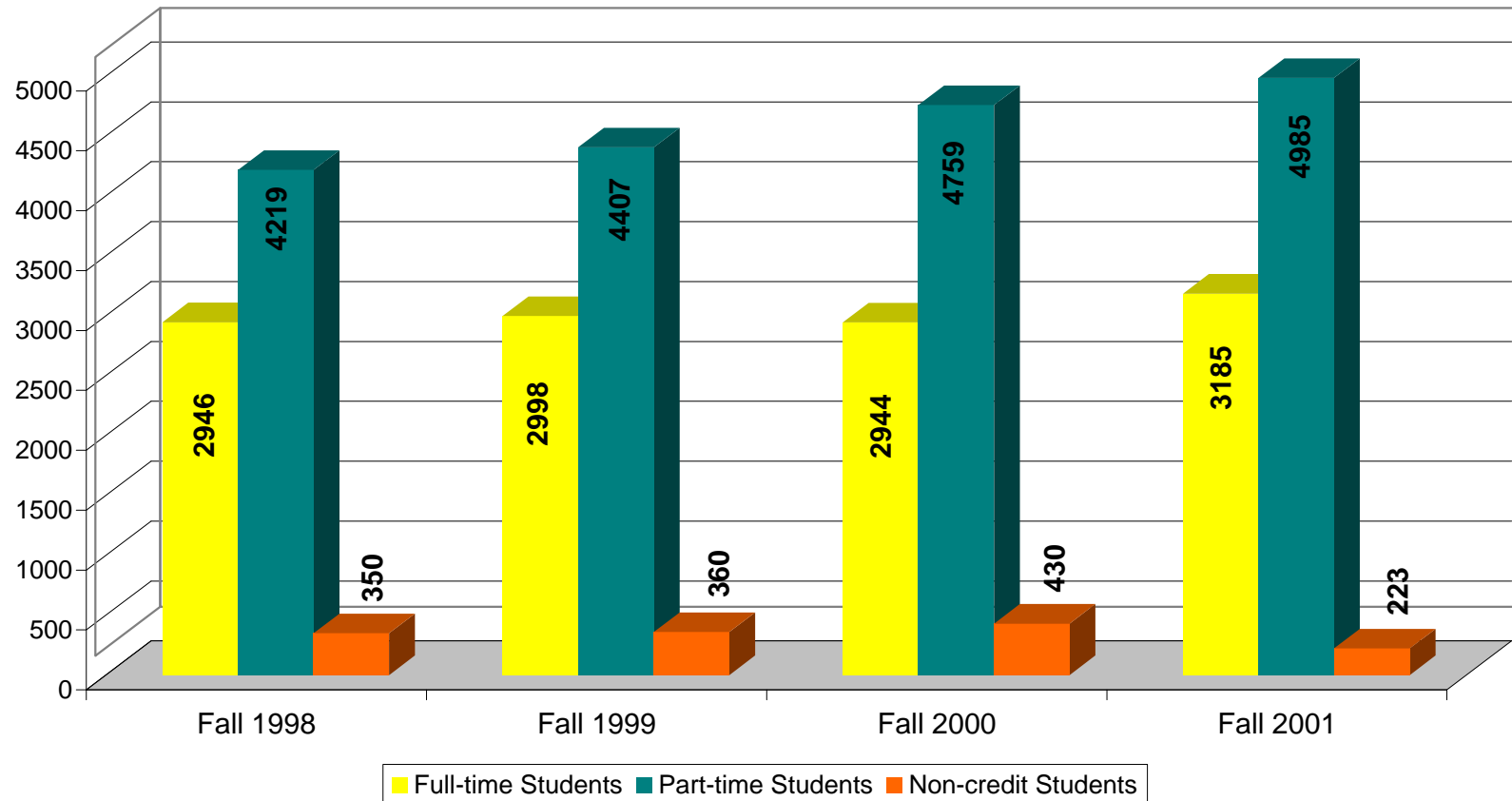
STUDENT ENROLLMENT BY ACADEMIC YEAR FALL 1998 - FALL 2001



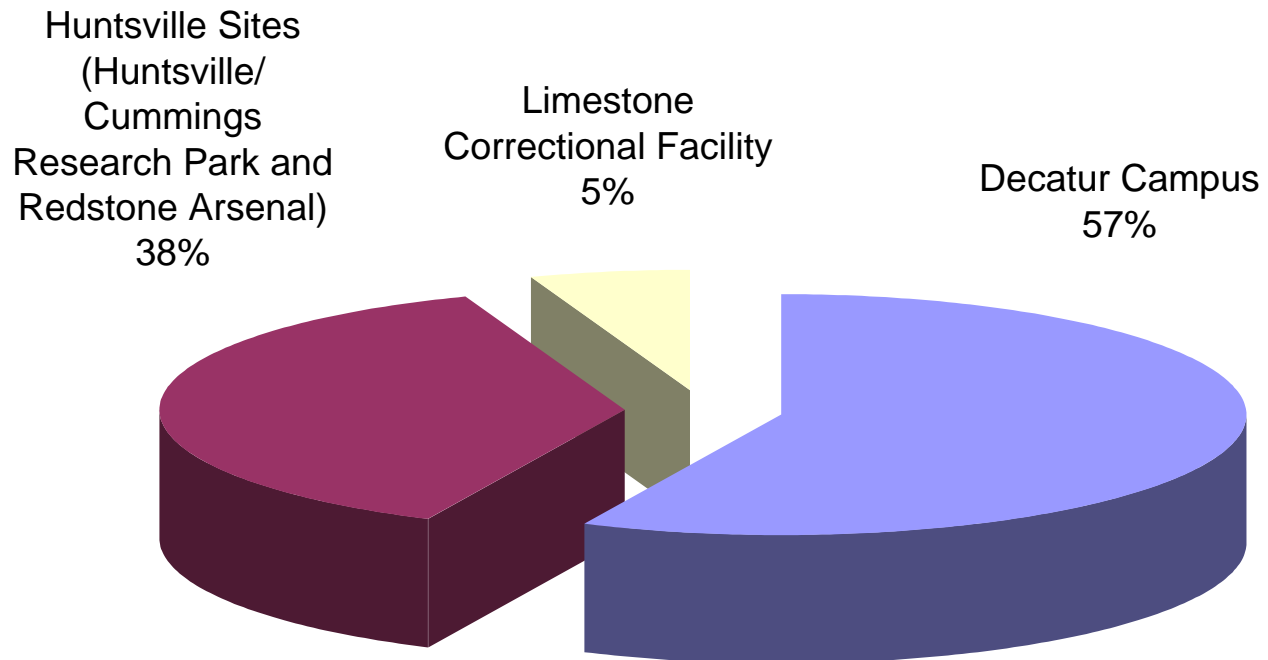
FULL TIME EQUIVALENT FALL 1998 - FALL 2001



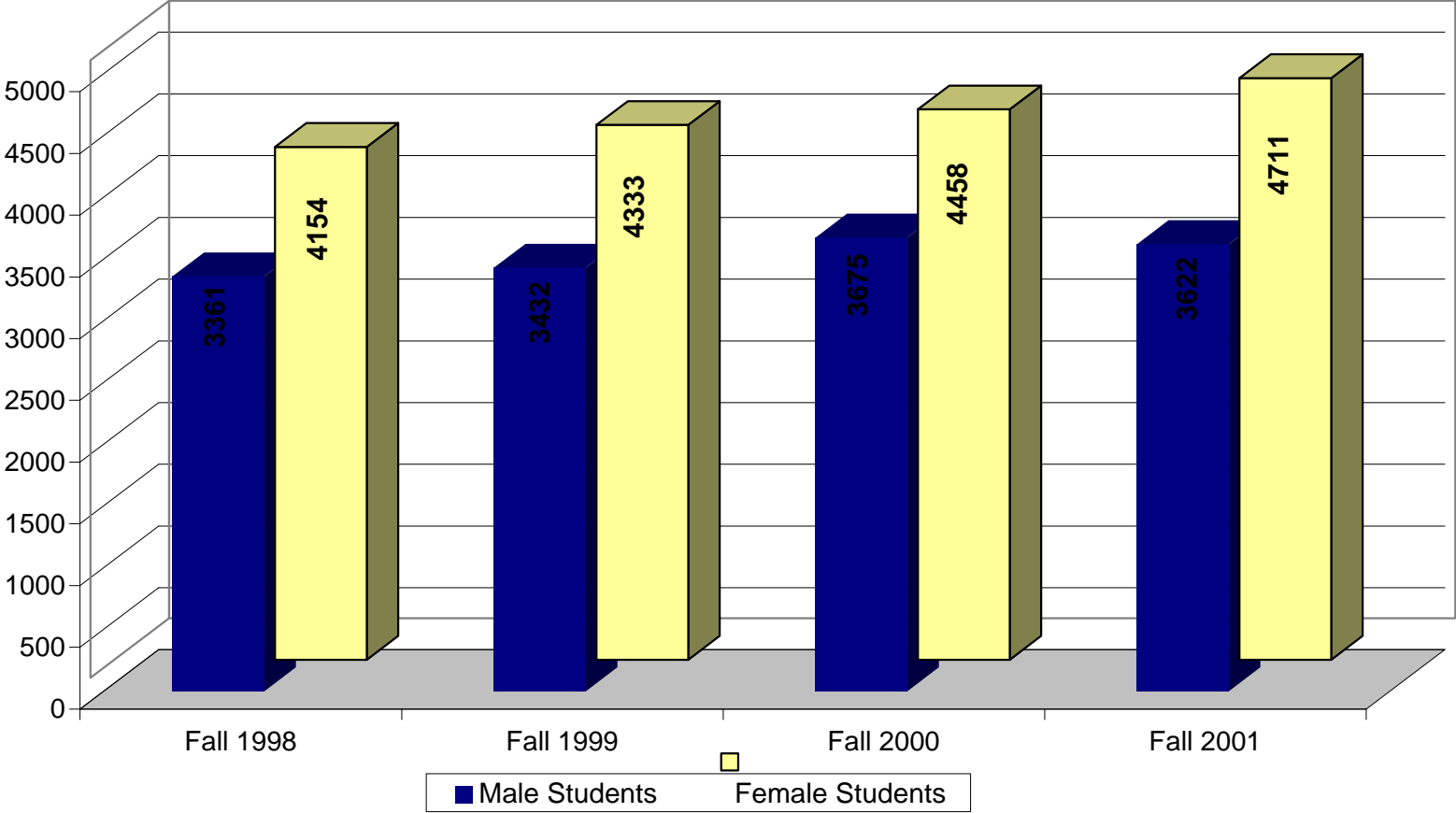
FULL-TIME, PART-TIME AND NON-CREDIT ENROLLMENT FALL 1998 - FALL 2001



LOCATION AS PERCENT OF TOTAL ENROLLMENT FALL SEMESTER 2001



MALE / FEMALE HEADCOUNT FALL 1998 - FALL 2001



Source: RISC Center Semester Enrollment Reports

STUDENT HEADCOUNT BY ETHNIC BACKGROUND FALL 1998 - FALL 2001

	Headcount			
	1998	1999	2000	2001
African American	1504	1578	1610	1693
Asian	119	115	136	141
Caucasian	5381	5561	5811	6082
Hispanic	106	108	109	119
Native American	257	253	268	257
Other/Unknown	148	150	199	101
Total	7515	7765	8133	8393

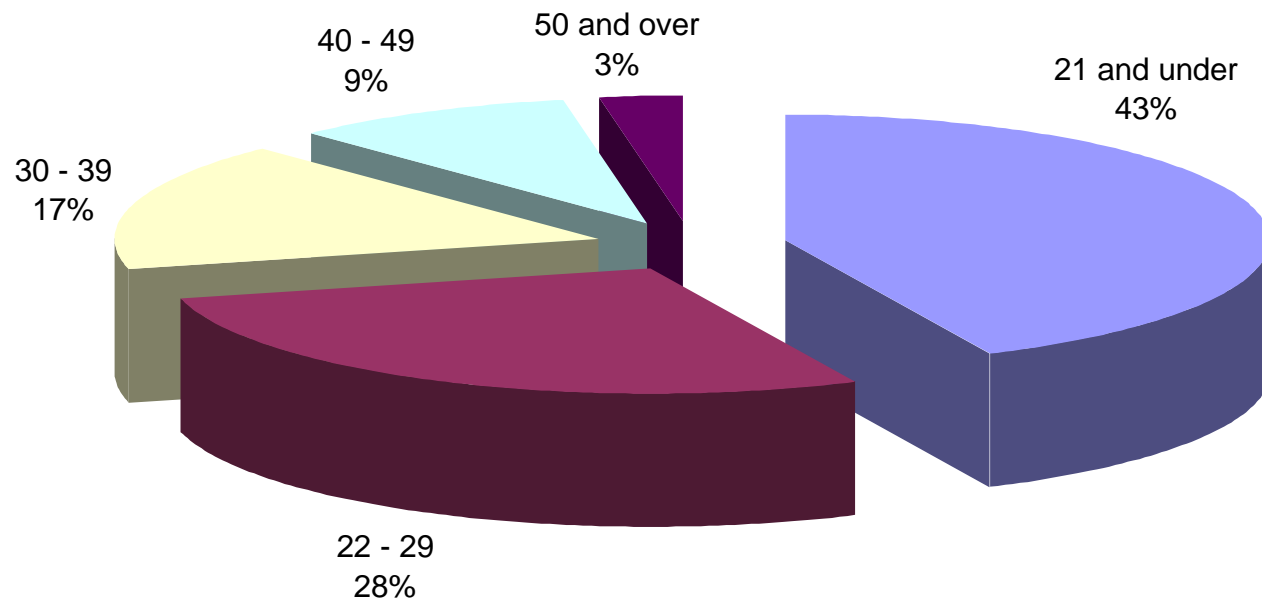
	Percent			
African American	20.0%	20.3%	19.8%	20.2%
Asian	1.6%	1.5%	1.7%	1.7%
Caucasian	71.6%	71.6%	71.4%	72.5%
Hispanic	1.4%	1.4%	1.3%	1.4%
Native American	3.4%	3.3%	3.3%	3.1%
Other/Unknown	2.0%	1.9%	2.4%	1.2%
Total	100%	100%	100%	100%

STUDENT HEADCOUNT/PERCENT OF ENROLLMENT BY AGE FALL SEMESTER 1998 - FALL SEMESTER 2001

	Headcount			
	1998	1999	2000	2001
21 and under	2983	979	3452	3602
22 - 29	1992	3528	2225	2346
30 - 39	1372	1563	1299	1400
40 - 49	666	918	711	778
50 and over	329	357	216	244
Total	7342	7345	7903	8370

	Percent			
	1998	1999	2000	2001
21 and under	40.6%	13.3%	43.7%	43.0%
22 - 29	27.1%	48.0%	28.2%	28.0%
30 - 39	18.7%	21.3%	16.4%	16.7%
40 - 49	9.1%	12.5%	9.0%	9.3%
50 and over	4.5%	4.9%	2.7%	2.9%
Total	100%	100%	100%	100%

STUDENT HEADCOUNT/PERCENT OF ENROLLMENT BY AGE FALL SEMESTER 2001

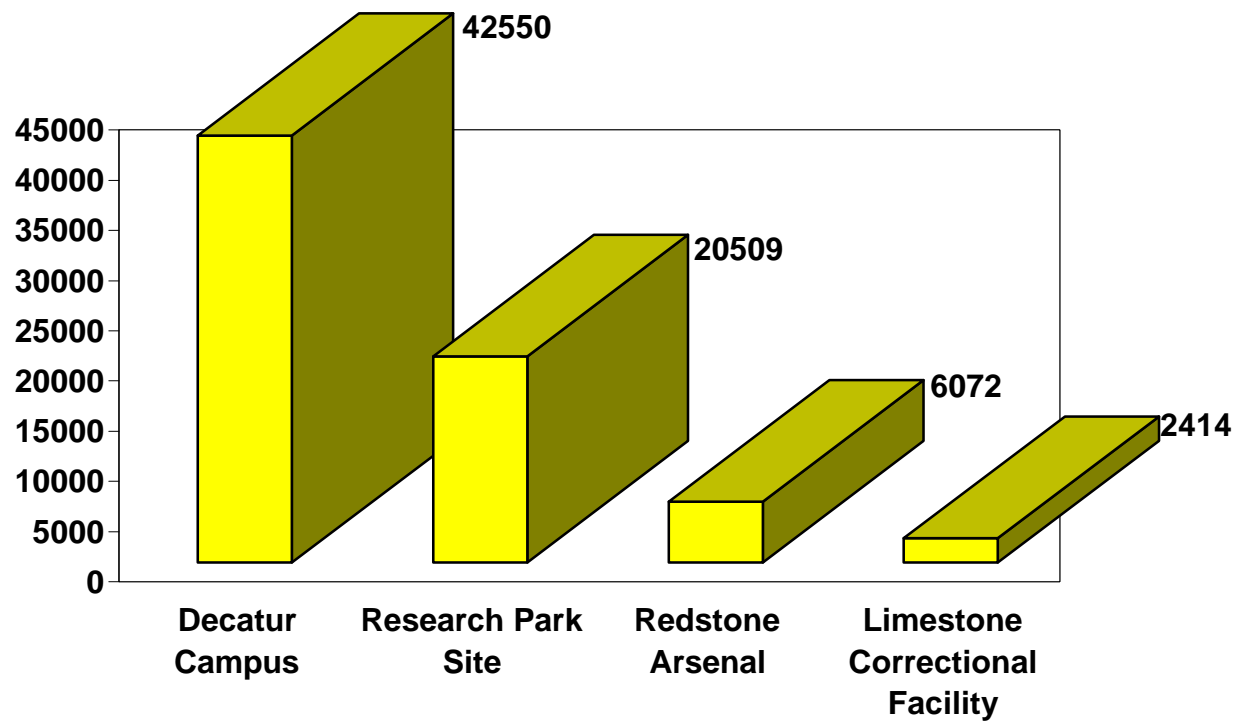


CREDIT HOUR PRODUCTION BY SITE BY ACADEMIC YEAR FALL SEMESTER 1998 - FALL SEMESTER 2001

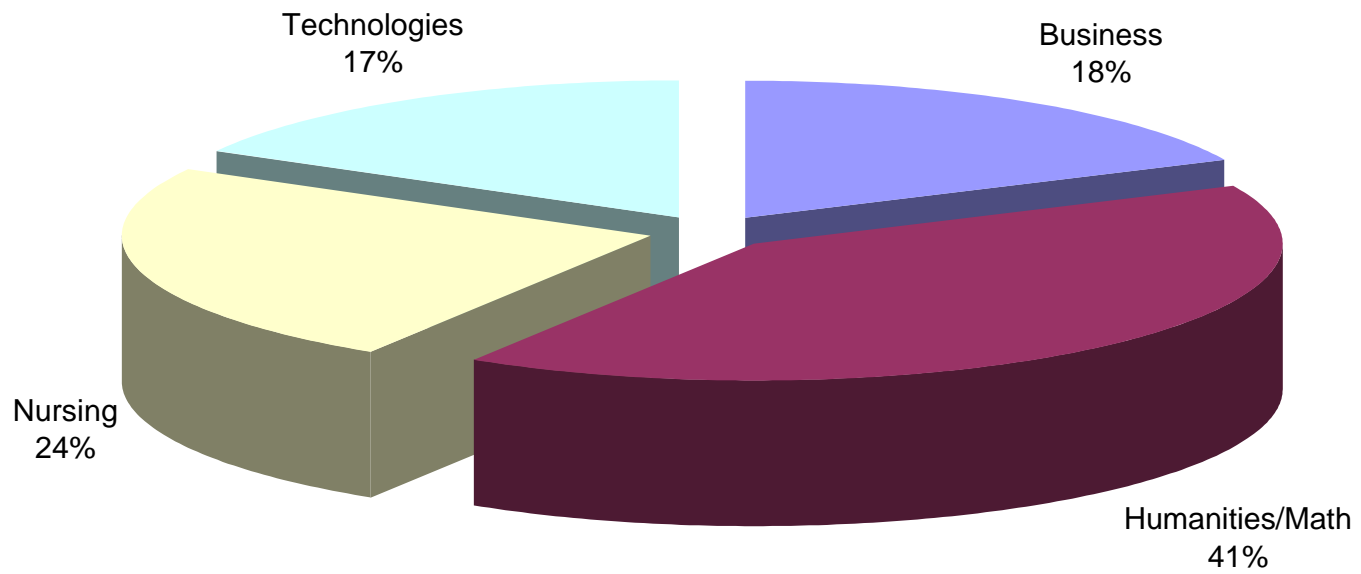
	Credit Hour			
	1998	1999	2000	2001
Decatur Campus	39794	40189	40224	42550
Research Park Site	17507	17852	19078	20509
Redstone Arsenal	4687	5663	5042	6072
Limestone Correctional Facility	2615	2752	2333	2414
Total	64603	66456	66677	71545

	Percent			
	1998	1999	2000	2001
Decatur Campus	61.6%	60.5%	60.3%	59.5%
Research Park Site	27.1%	26.9%	28.6%	28.7%
Redstone Arsenal	7.3%	8.5%	7.6%	8.5%
Limestone Correctional Facility	4.0%	4.1%	3.5%	3.4%
Total	100%	100%	100%	100%

CREDIT HOUR PRODUCTION BY SITE FALL SEMESTER 1998 - FALL SEMESTER 2001



PERCENT OF GRADUATES BY ACADEMIC DISCIPLINE 2000 - 2001



PERSONNEL DATA FALL 2001

POSITION	Full-time	Half-time and H	Part-time	Total	Position Percentage
Administrative Staff	30	0	1	31	4.23%
Counselors	3	0	0	3	0.41%
Faculty	125	1	298	424	57.92%
Librarians	3	0	3	6	0.82%
Support Staff	122	14	132	268	36.61%
Total	283	15	434	732	100%

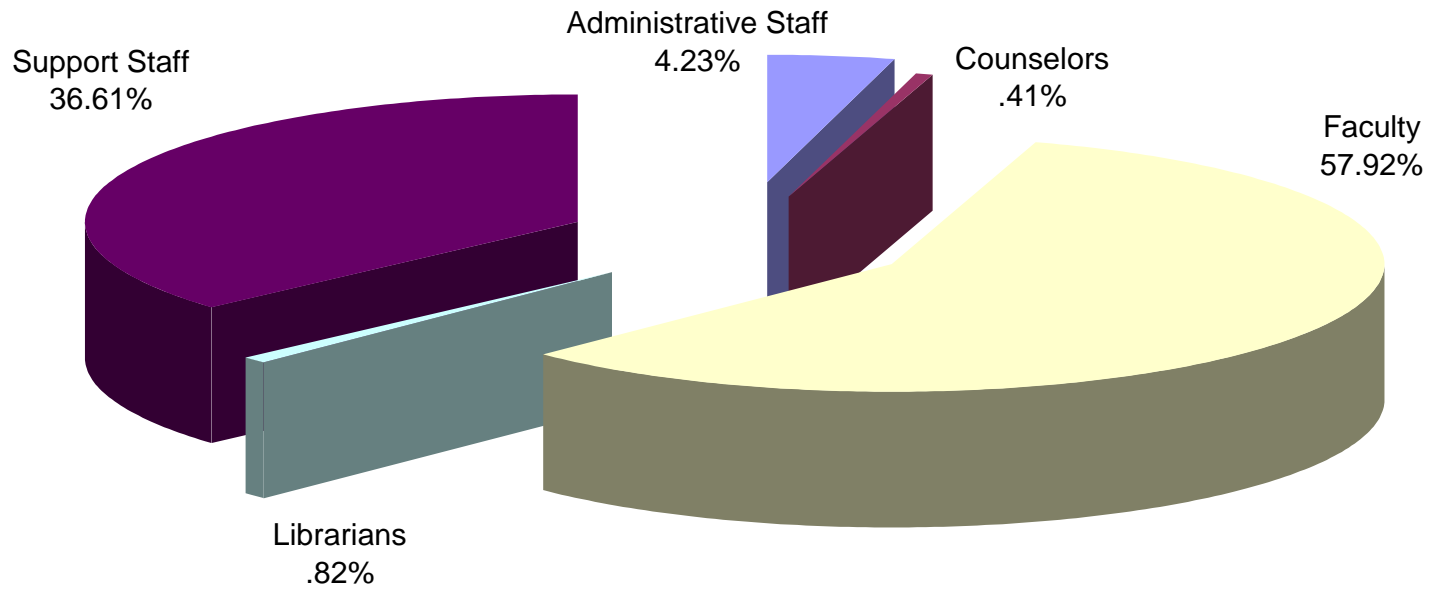
FACULTY AND STAFF BY GENDER AND ETHNICITY FALL 2001

GENDER & ETHNICITY	Full-time Male	Full-time Female	Part-time Male	Part-time Female	Adjunct Male	Adjunct Female	Total	Percent
Asian	0	1	1	0	2	2	6	0.82%
African American	14	39	4	7	22	14	100	13.66%
Hispanic	0	2	2	0	3	1	8	1.09%
Native American	0	1	2	0	0	1	4	0.55%
Caucasian	107	134	45	74	142	111	613	83.74%
Other/Unknown	0	0	0	1	0	0	1	0.14%
Total	121	177	54	82	169	129	732	100%


GENDER

	Total	Percent
Male Employees	344	46.99%
Female Employees	388	53.01%
Total	732	100%

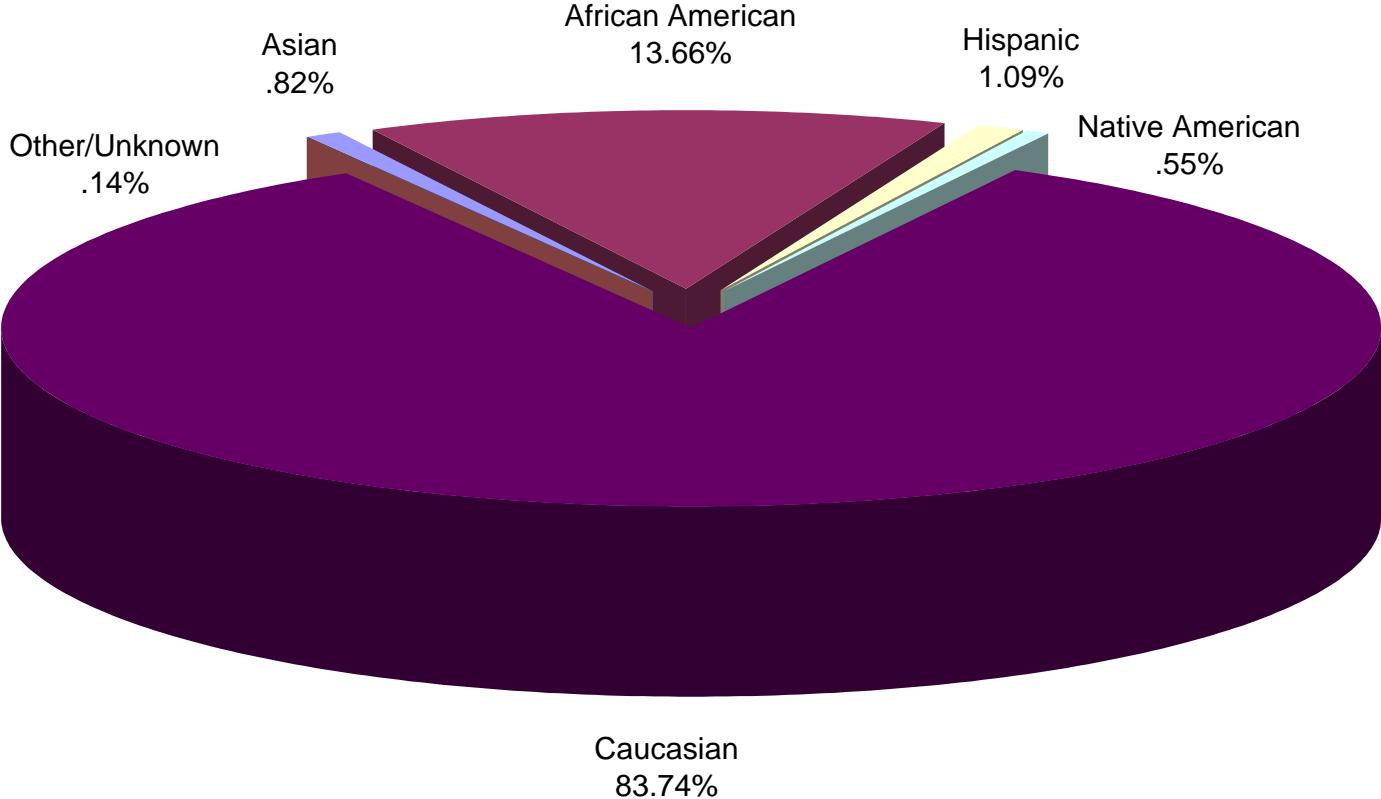
PERSONNEL BY POSITION FALL 2001



PERSONNEL BY GENDER FALL 2001



PERSONNEL BY ETHNICITY FALL 2001



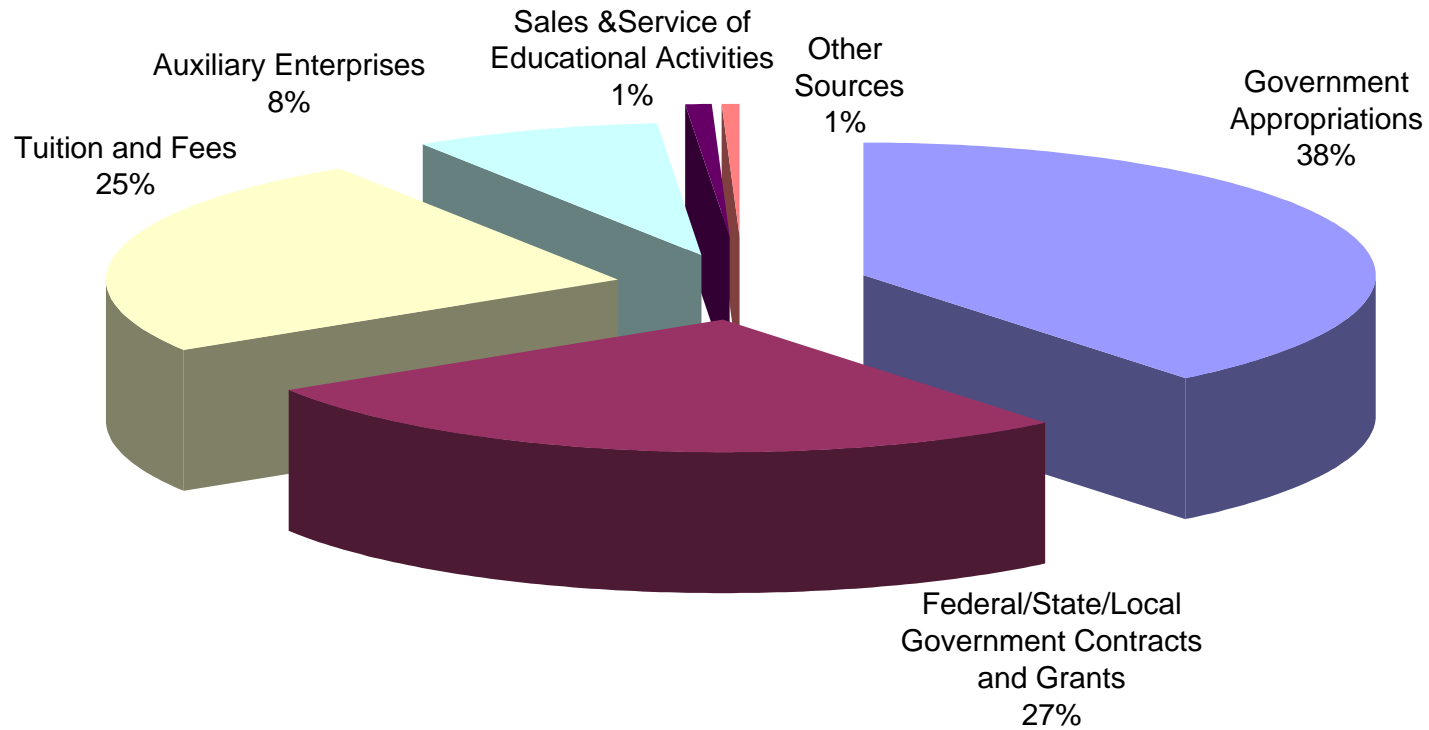
REVENUE BY SOURCE FISCAL YEARS 1998 - 2000

Source of Funds	1998	1999	2000
Government Appropriations	\$13,141,132	\$13,948,360	\$14,760,389
Federal/State/Local Government Grants and Contracts	\$8,073,631	\$5,771,250	\$10,150,732
Tuition and Fees	\$8,370,931	\$9,140,307	\$9,223,754
Auxiliary Enterprises	\$2,332,685	\$2,183,531	\$2,982,019
Sales & Service of Educational Activities	\$306,538	\$361,043	\$258,175
Other Sources	\$240,003	\$206,087	\$244,562
Total	\$32,464,920	\$31,610,578	\$37,619,631

REVENUE INCREASE/DECREASE BY SOURCE FISCAL YEARS 1999 - 2000

Souce of Funds	1999	2000	Increase/ Decrease	Percent Change
Government Appropriations	\$13,948,360	\$14,760,389	\$812,029	0.06
Federal/State/Local Government Grants and Contracts	\$5,771,250	\$10,150,732	\$4,379,482	0.76
Tuition and Fees	\$9,140,307	\$9,223,754	\$83,447	0.01
Auxiliary Enterprises	\$2,183,531	\$2,982,019	\$798,488	0.37
Sales & Service of Educational Actitivities	\$361,043	\$258,175	-\$102,868	-0.28
Other Sources	\$206,087	\$244,562	\$38,475	0.19
Total	\$31,610,578	\$37,619,631	\$6,009,053	19.01%

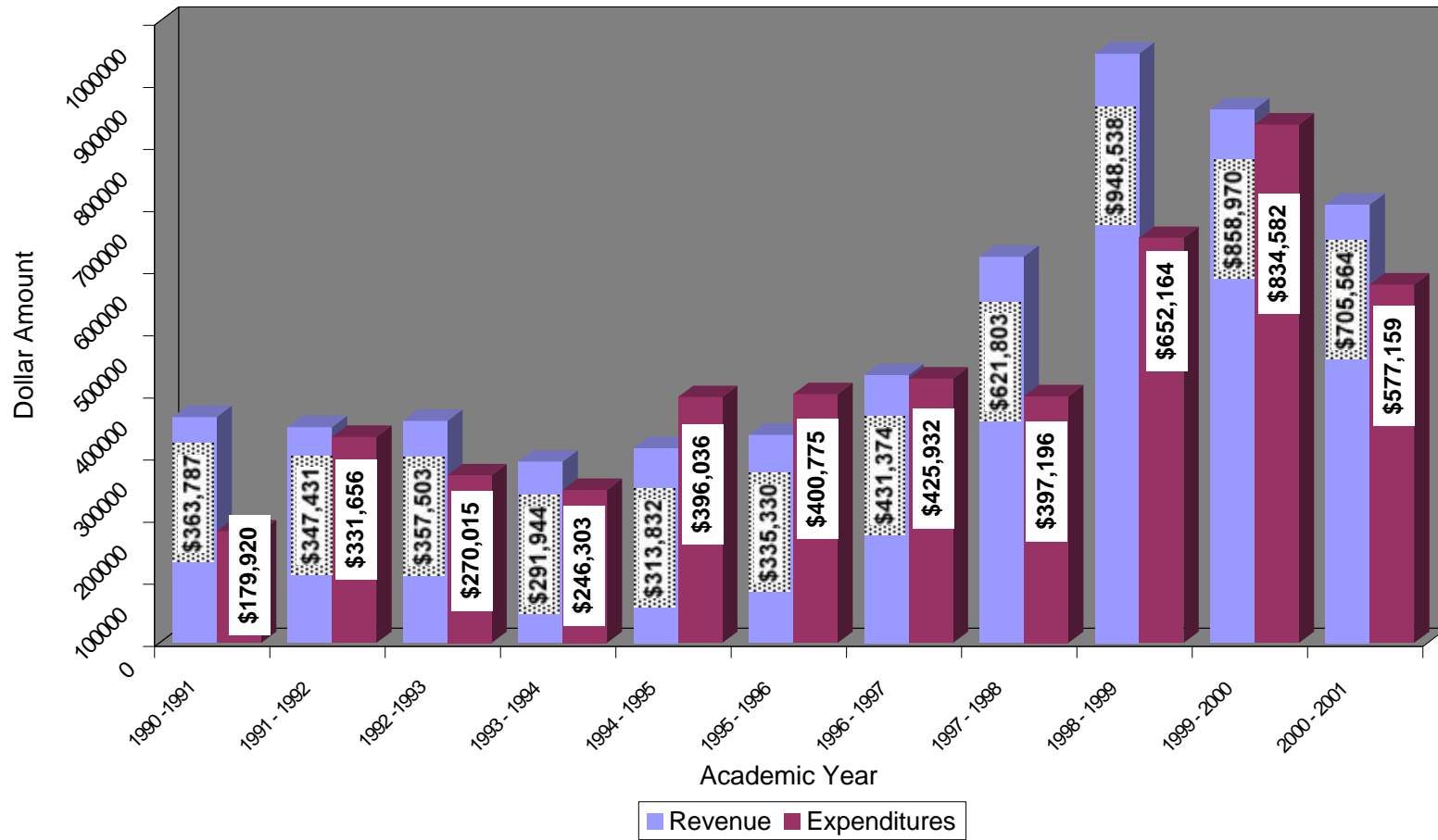
REVENUE PERCENT BY SOURCE FISCAL YEAR 2000



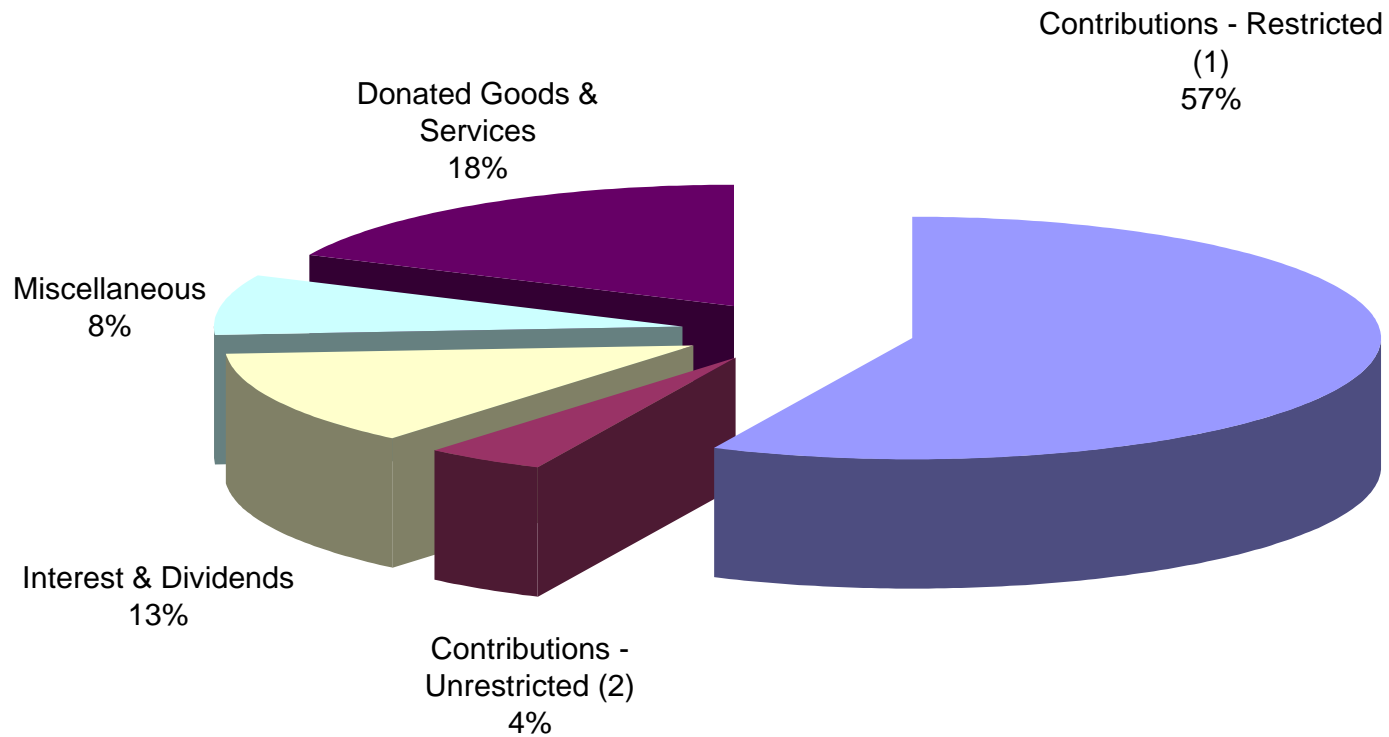
CALHOUN COMMUNITY COLLEGE FOUNDATION

Revenues/Expenditures

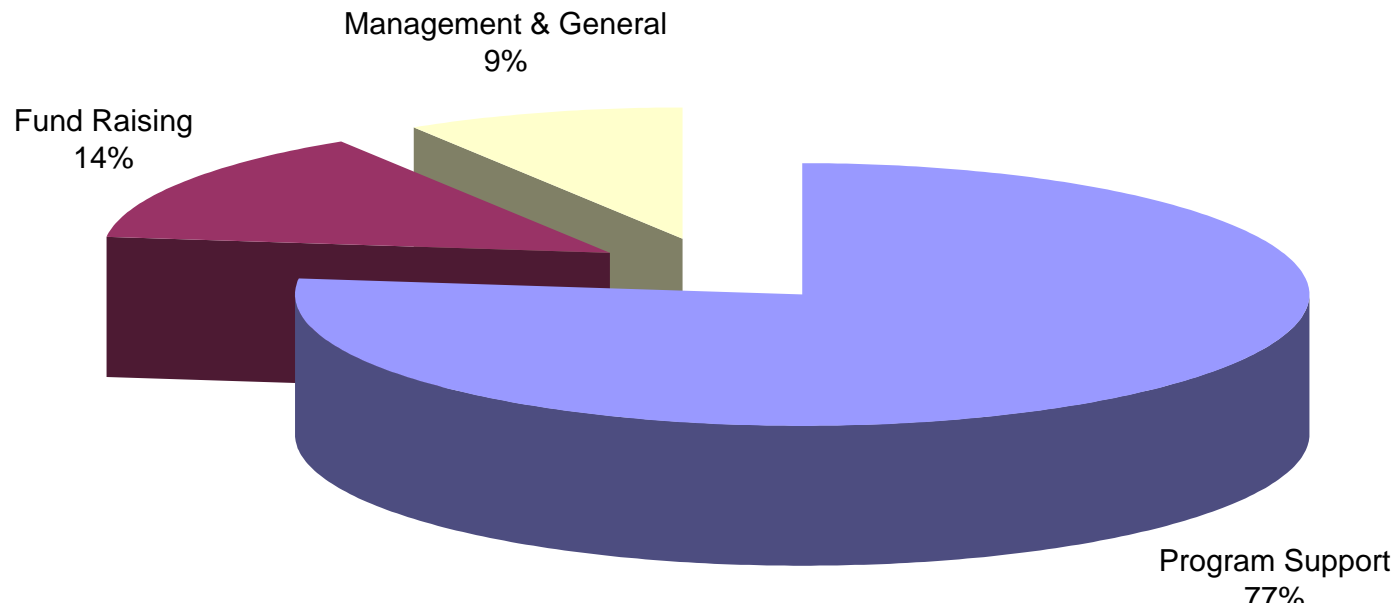
1990 - 2001



CALHOUN COMMUNITY COLLEGE FOUNDATION REVENUE SOURCES 2000 - 2001



CALHOUN COMMUNITY COLLEGE FOUNDATION EXPENDITURES 2000 - 2001



Source: Calhoun Community College Foundation